

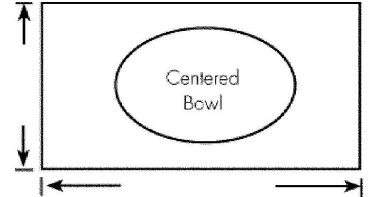
Please email all quotes to [info@remeecasting.com](mailto:info@remeecasting.com) or fax to (315) 536-7273 P.O. # \_\_\_\_\_

Store Name \_\_\_\_\_ Date Ordered \_\_\_\_\_ Designer \_\_\_\_\_

Order \_\_\_\_\_ of \_\_\_\_\_

### Standard Top

**Bowl Style**    Oval        Recessed        Plain  
**Faucet Drilling**        Single        4"        8"        8" Arch  
**\*Side Splash**        Left        Right  
**\*Overflow Ring**        Brass        Chrome



Deck Color \_\_\_\_\_

Comments \_\_\_\_\_

### Custom Top (Single Bowl)

**Bowl Style**    Oval        Recessed        Plain  
                   Wave        Chamfer (22" Depths Only)        Plain (19" or 22" Depths)  
                   Rectangle  
 Rectangle with Soaps

**Faucet Drilling**        Single        4"        8"        8" Arch

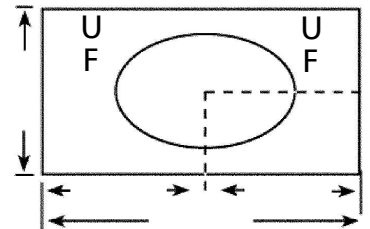
**Dripless Edge**        Yes        No  
 22" x up to 120" lengths  
 19" x up to 49" lengths

**\*Edge Treatment**        Chamfer        Step Down        OGEE

**\*Side Splash**        Left        Right

**\*Overflow Ring**        Brass        Chrome

(Not available on wave bowls.)



Deck Color \_\_\_\_\_

Bowl Color \_\_\_\_\_

Comments \_\_\_\_\_

### Double Bowl Top (Custom or Standard)

**Bowl Style**    Oval        Recessed        Plain  
                   Wave        Chamfer (22" Depths Only)        Plain (19" or 22" Depths)  
                   Rectangle  
 Rectangle with Soaps

**Faucet Drilling**        Single        4"        8"        8" Arch

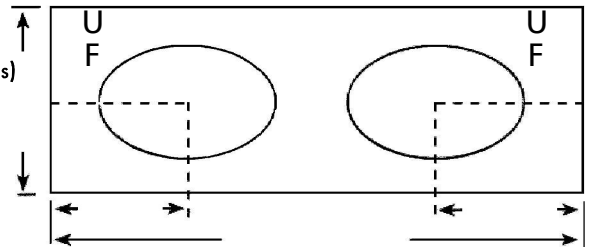
**Dripless Edge**        Yes        No  
 22" x up to 120" lengths  
 19" x up to 49" lengths

**\*Edge Treatment**        Chamfer        Step Down        OGEE

**\*Side Splash**        Left        Right

**\*Overflow Ring**        Brass        Chrome

(Not available on wave bowls.)



Deck Color \_\_\_\_\_

Bowl Color \_\_\_\_\_

Comments \_\_\_\_\_

\*Additional costs associated with options.

\*\*Indicate unfinished or finished edge by "U" for unfinished and "F" for finished in the diagram.

Due to the nature of cast polymer products, we require an allowance for an 1/4" variance on the measurement of each finished piece. The only way to get the product to the exact size is to sand it down, leaving an unfinished edge.

Please email all quotes to [info@remeecasting.com](mailto:info@remeecasting.com) or fax to (315) 536-7273 P.O. # \_\_\_\_\_

Store Name \_\_\_\_\_ Date Ordered \_\_\_\_\_ Designer \_\_\_\_\_

Order \_\_\_\_\_ of \_\_\_\_\_

### Color Options

#### Classic

- 1B Biscuit
- 3 White/White
- 3B Solid White
- 4 Silver/White
- 8 Beige/White
- 12 Dk Brown/White
- 18A White/Bone

#### Carrara Series

- C103 White Carrara
- C104 Grey Carrara
- C109 Charcoal Carrara

#### Spray Granite & Onyx

- 316 Mocha
- 323 Sand
- 325 Steel Grey
- 331 Fashion Grey
- 332 Ecru
- 381 Caledonia
- 382 Kashmir Mist
- 3X White Onyx
- 1X Baja Surf Onyx
- 9x Tempest Onyx

#### Natural Series

- N101 Oyster White
- N102 Concrete

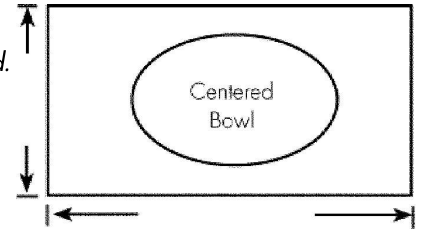
#### Natural Series

- 391 Calacatta Etna
- 392 Calacatta Blanco

Comments: \_\_\_\_\_

### Standard Tops

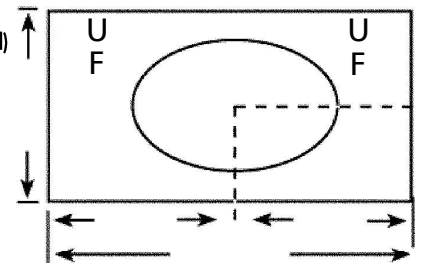
Both ends of standard tops will be finished.



|                        |        |          |       |
|------------------------|--------|----------|-------|
| <b>Bowl Style</b>      | Oval   | Recessed | Plain |
| <b>Faucet Drilling</b> | Single | 4"       | 8"    |
| <b>*Side Splash</b>    | Left   | Right    |       |

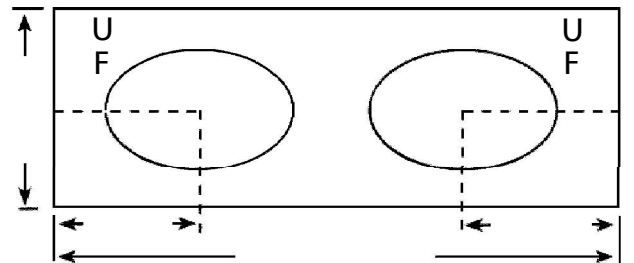
Comments: \_\_\_\_\_

### Custom Tops (Single & Double Bowl)



|                        |        |          |       |
|------------------------|--------|----------|-------|
| <b>Bowl Style</b>      | Oval   | Recessed | Plain |
| <b>Faucet Drilling</b> | Single | 4"       | 8"    |
| <b>*Side Splash</b>    | Left   | Right    |       |

Comments: \_\_\_\_\_



|                        |        |          |       |
|------------------------|--------|----------|-------|
| <b>Bowl Style</b>      | Oval   | Recessed | Plain |
| <b>Faucet Drilling</b> | Single | 4"       | 8"    |
| <b>*Side Splash</b>    | Left   | Right    |       |

Comments: \_\_\_\_\_

\*Additional costs associated with options.

\*\*Indicate unfinished or finished edge by "U" for unfinished and "F" for finished in the diagram.

Due to the nature of cast polymer products, we require an allowance for an 1/4" variance on the measurement of each finished piece. The only way to get the product to the exact size is to sand it down, leaving an unfinished edge.